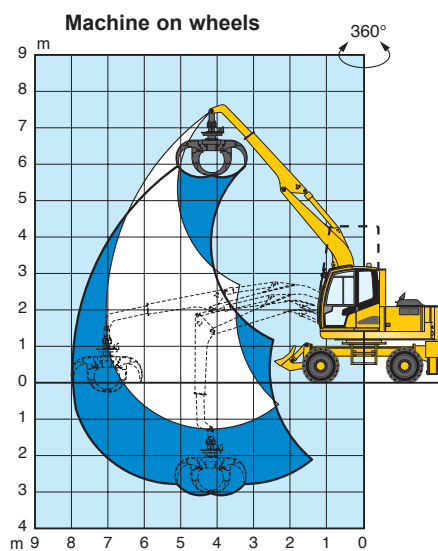
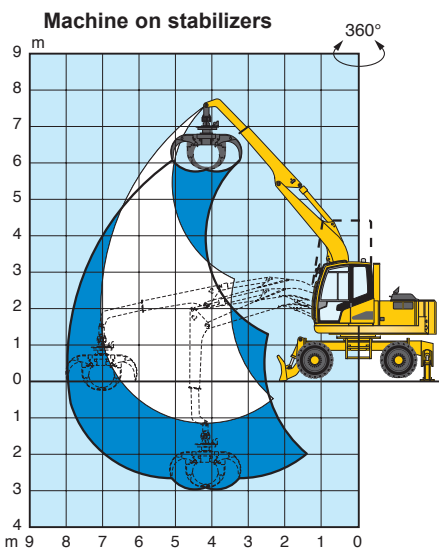




Lifting capacity diagram(s)



Machine on stabilizers

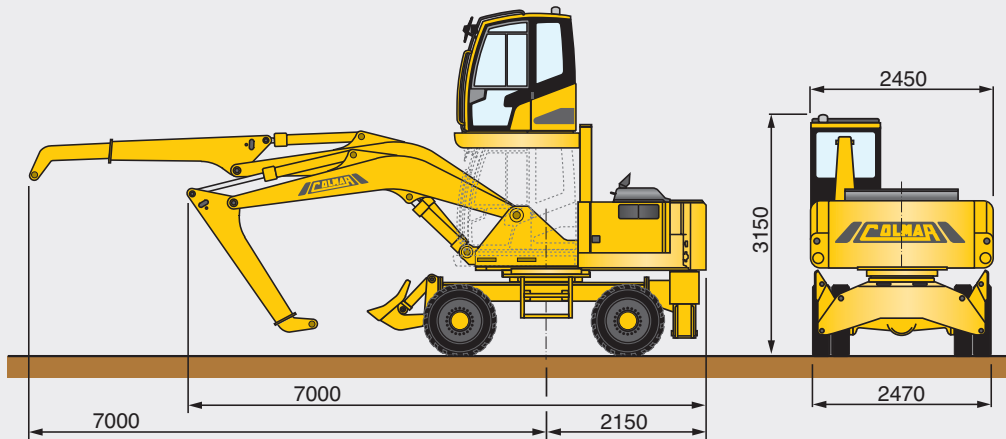
| Height (m) | Reach (m) | | | | |
|------------|-----------|------|------|------|------|
| | 3 | 4 | 5 | 6 | 7 |
| 6 | - | - | 2760 | - | - |
| 4.5 | - | 3030 | 3160 | 2760 | - |
| 3 | - | 4040 | 3730 | 3340 | - |
| 1.5 | - | 5140 | 4110 | 3530 | 2500 |
| 0 | 7260 | 5630 | 4420 | 3630 | - |

Lifting capacity around 360° expressed in DaN without safety factor

Machine on wheels

| Height (m) | Reach (m) | | | | |
|------------|-----------|------|------|------|------|
| | 3 | 4 | 5 | 6 | 7 |
| 6 | - | - | 2720 | - | - |
| 4.5 | - | 3030 | 3160 | 2720 | - |
| 3 | - | 4460 | 3330 | 2560 | - |
| 1.5 | - | 4660 | 3260 | 2530 | 2000 |
| 0 | 7230 | 4610 | 3230 | 2540 | - |

Lifting capacity around 360° expressed in DaN without safety factor



| | | 201 |
|---|--|---|
| Operating characteristics | | |
| Machine weight | | 15 ton |
| Max lifting arm capacity/boom extension | | 2500 daN / 7 m |
| Loading boom | | telescopic L: max. 7 m |
| Technical characteristics | | |
| Diesel engine | | Natural aspirated (Perkins) |
| Engine power | | 56 kW - 2200 Rpm |
| N° of cylinders / cubic capacity | | 4 / 4400 c.c. |
| Cooling system | | cooling liquid |
| Engine compartment | | sound insulated |
| Engine supports | | damper monted |
| Hydraulic system | | |
| Pumps | | N° 1 axial piston, n° 2 gear |
| Operating pressure | | 270 bar |
| High pressure system | | flexible hoses / tubes |
| Pipe fittings | | ORFS |
| Oil cooling | | air/oil cooler |
| Front and rear tyres | | N°8 solid beads tires, size:9.00/20 |
| Service and emergency brakes | | pedal operated hydraulics |
| Parking brake | | mechanical |
| Power steering | | gear pump |
| Transmission | | 4 wheel drive |
| Hydraulic motor | | fixed disp. axial pistons |
| Axles | | epicyclic reduction gear (hubs) |
| Swing axle locking | | hydraulic |
| Speed first gear | | 0-5 km/h |
| Speed second gear | | 0-12 km/h |
| Sound insulated cabin | | elevated hydraulically |
| Seat | | anatomically adjustable |
| Fuel tank capacity | | 180 L |
| Hydraulic oil tank capacity | | 200 L |
| Accessories | | |
| Standard | | 4WD |
| Optional | | AC - R - RS FB - EG (5 kW) MP (Ø950 mm) |


AC = Air conditioner, R = Radio, EG = Electro hydraulic generator, FB = Front hydraulic blade, MP = Magnetic plate, FS = Front hydraulic stabilizers, RS = hydraulic rear stabilizers, 4WD = 4 wheel drive, MCG = Manual centralized greasing system, ACG = Automatic centralized greasing system.

Colmar reserves the right to amend the data contained within this brochure at any time.

 **COLMAR S.P.A.**
Headquarters
Via Nazionale Adriatica n.539/593
45031 Arquà Polesine (RO) ITALY
Tel. +39 0425 93 21 33 (Int. 4)
Fax +39 0425 46 50 52
www.colmarspa.com
colmarspa@colmarspa.com

 **COLMAR USA, Inc.**
U.S.A.
3790 Commerce Ct., Suite 100
Wheatfield, New York 14120
1-800-537-5204
Ph. 716 - 693 - 9877
Fax 716 - 693 - 9869
www.colmarequipment.com
info@colmarequipment.com
sales@colmarequipment.com
service@colmarequipment.com

 **COLMAR UK Ltd.**
U.K.
Unit 10, Wheel Forge Way
Ashburton Park
Ashburton Road West, Trafford Park
Manchester M17 1EH
Ph. **0161 848 8902**
Fax 0161 848 8903
www.colmarspa.com
colmaruk@colmarspa.com

 **ООО COLMAR БОЦТОК**
RUSSIA
115088 Moscow,
Yuzhnoportovaya ul.7
Ph. +7 095 5405538
Fax +7 095 7100848
www.colmarspa.com
info@oocolmar.ru



ISO 9001 CERT. N.1579

